

Christchurch Gardens Management Plan

Christchurch Gardens is a small popular historical park providing the local community with a tranquil space to enjoy and relax in nature

This plan is intended to provide Christchurch Gardens with its best chance to continue meeting the needs of the local community in addition to achieving the highest horticultural and environmental standards. Wandsworth has one of the highest numbers of council-owned greenspaces in inner London, culminating in over 300 hectares of public greenspace. Each greenspace has its own unique character, and each space provides the opportunity for a range of different activities for people and opportunities for biodiversity. The Green Flag Award scheme recognises and rewards well managed parks and greenspaces, setting the benchmark standard for the management of recreational outdoor spaces across the United Kingdom and the world.

Wandsworth Borough Council wants each of the five big greenspaces to gain and keep their prestigious Green Flag Awards. Whilst Battersea Park, Wandsworth Park, King Georges Park, Wandsworth and Tooting Common have Green Flag status, the aim is, from 2032, each one of the borough's smaller greenspaces will be brought up to Green Flag level. This management plan for Christchurch Gardens sets out proposed plans for this park over the next 10 years.



in partnership with

Key Action points

Park management and contractor activities - Define and improve decorative beds and borders to offer all year-round structure and interest. Consult with WBC Conservation Officer over materials used in recent restoration of seating shelter.

Biodiversity activities - Define and improve wildflower meadow area and bulb areas to offer increased opportunities for wildlife.

Arboriculture activities - Manage epicormic growth at base of some trees and thin some trees to allow extra light into space.

Community engagement activities - Work with Friends of Christchurch Gardens to initiate, increase and support new and ongoing volunteering activities and events. Hold gardening days to raise awareness of volunteering opportunities.

Development and funding activities – Install water filling station, introduce interpretation board to include history, start feasibility regarding possibility of additional gate at Battersea Park Road boundary.

Contents

Action Plan..... 3

A Welcoming Place.....3

Healthy, Safe and Secure.....5

Well Maintained and Clean.....7

Environmental Management.....10

Biodiversity, Landscape and Heritage12

Community Involvement..... 12

Marketing and Communication..... 13

Implementation of Management Plan14

Management Plan Details.....14

Site Details.....18

Responsibilities22

Action Plan

Green Flag Category		What we already have / do	What improvements are needed	Current plans to deliver improvements	Timescale / costs / partners
A Welcoming Place	Welcome	Original gates from Cabul Road give good views into the Gardens and its historical features.	The views into the Gardens from through the railings on Battersea Park Road are not very welcoming due to lack of horticultural interest.	Incorporate a band of wildflower meadow planting to area adjacent to Battersea Park Road to provide greater interest for people walking by and waiting at bus stop	Short Term Enable Parks Team, Continental, £x
	Good and safe access	<p>Access is easy for most visitors via gates.</p> <p>The egress at the entrance is maintained to ensure site is safe to users</p> <p>The barriers at the entrance serve as a safety barrier between children entering and leaving the</p>	There is no entrance into the site from Battersea Park Road	Explore beyond the curtilage of the site to consider existing movement to and from the Gardens and potential future movement. Investigating possibility of additional gate at Battersea Park Road boundary Begin discussion with TfL about the siting of the bus stop and pedestrian crossing points of Battersea	Ongoing Long-term Enable Parks Team, The Battersea Society's Open Spaces Committee, TfL Continental, £xxxx

		site and traffic on Cabul Road.		Park Road, to help inform the form and position of a new entrance	
Signage, Interpretation and Waymarking	There is effective standard WBC welcome signage into Christchurch Gardens at the entrance	<p>The welcome sign at site entrances are standard WBC signs that do not provide detail of heritage and biodiversity of the Gardens.</p> <p>There is no site-specific interpretation within the Gardens.</p> <p>There is limited waymarking in surrounding area to Christchurch Gardens and between Christchurch Gardens other local greenspaces.</p>	<p>Audit of signage to be carried out as a service plan topic followed by discussion with WBC to action improved signage across all sites.</p> <p>Undertake asset assessment to ensure the signs remain fit for purpose and informative.</p> <p>Improve directional signage in the surrounding neighbourhood to the Gardens.</p>	<p>Medium/Long term</p> <p>Guided by delivery timetable of borough wide audit site signage and interpretation timetable 2022-2023</p> <p>£xxx</p>	
Equal access for all	Access into and around the Gardens is good	If Battersea Park Road entrance explored, there is a level change that is not easily dealt with	Carry out Accessibility Audit for site to ensure all points of	<p>Ongoing-Long term Enable Parks Team, WBC</p> <p>£xxxx</p>	

		for those with good mobility	well without major layout issues to the Gardens themselves	the Park are currently accessible. Carry out Accessibility Audit for site to ensure all points of the Park are currently accessible. Ensure any future new entrances are also fully accessible	
Healthy, Safe and Secure	Appropriate Provision of Quality Facilities and Activities	There are wheelchair accessible benches	Wheelchair accessible benches are located on grass making bench less accessible to some wheelchair users There is no water bottle refilling station or drinking fountain There are no public conveniences at Christchurch Gardens	Consider relocating benches. Introduce a drinking fountain There are currently no plan to install public conveniences in this greenspace.	Short -medium term Enable Parks Team Continental £x
	Safe equipment and facilities	Regular routine inspections specifically address whether	There is 1 x bench that requires attention	Repair/replace bench	Short Term

		equipment, and facilities in Christchurch Gardens are safe.			Enable Parks Team Continental £x
	Personal security	<p>Reported issues from Parks and Events Police are regularly reviewed and acted upon</p> <p>Issues that cause fear for different members of the community – for example, inclusivity, racism, drugs, bullying, vandalism, and vagrancy are regularly reviewed.</p>			Ongoing Enable Parks Team Parks Police £x
	Control of dogs/ dog fouling	Responsible dog ownership is encouraged through Education, provision and maintenance and emptying of dog bins combined with active enforcement by Parks Police	This green space is regularly used by dog owners and is regularly found to be fouled.	Extend ‘Paw Patrol’ pop up events schedule to Christchurch Gardens More information can be found here: Dogs in Parks and Open Spaces Information	Ongoing Enable Parks Team Parks Police £x
	Control of other “issues	<p>Christchurch Gardens is governed by Wandsworth Borough Council Parks Byelaws Wandsworth Council Parks Bye laws More information can be found Public Spaces Protection Order leaflet (wandsworth.gov.uk)</p>			Ongoing Enable Parks Team £x

Well Maintained and Clean	Litter and Waste Management		The litter bins in Christchurch Gardens are emptied daily by 10am and are not permitted to remain full for more than 24 hours. Litter picking is also carried out across the gardens.			Ongoing Enable Continental £x
	Horticultural Maintenance		General horticultural maintenance duties are carried out by contracted grounds people with members of Parks Team qualified in recognised horticultural skills.			
		Decorative Beds	The central formal bed, rose beds, drinking trough and pergola are planted with a pretty mixture of shrubs and roses providing colour, texture and form.	The central formal bed, rose beds and drinking trough have lost form vigour and some all-year-round visual appeal.	Reconsider planting schemes for perimeter planting. Carry out new planting in line with an overall planting plan that respects the dignity of the Grade II listed war memorial, and the intended formality of its setting. Carry out thinning to the trees to allow the (Peace) rose bushes to continue to thrive.	Short Term Enable Parks Team, Continental, FoCCG Group £x

					<p>Initiate a better annual pruning regime for the roses.</p> <p>Maintain clematis and allow it to grow up and across trellis. Plant climber beds once repairs have concluded to shelter and arbors.</p>	
		Shrubberies and Borders	Perimeter shrubbery is highly visible from both the Gardens and from the roadside	The perimeter shrubbery on boundary of Cabul Road is lacking fullness. These plantings were introduced during Covid-19 and as such were not planned in the wider context of the Gardens.	Reconsider this planting and remove or replace.	Short Term Continental, Enable Parks Team, FoCCG, £ xx
	Arboriculture Maintenance		The trees in Christchurch Gardens are inspected by Enable's Tree Team every 3 years and works carried out	<p>Some trees have epicormic growth</p> <p>There is heavy tree cover</p>	<p>Manage epicormic growth.</p> <p>Consider thinning tree cover</p>	<p>Ongoing Enable. KPS</p> <p>£xxx</p>

		according to instruction.			
	Building and Infrastructure Maintenance	<p>Ad hoc weekly inspections by Enable Parks officers are carried out and vandalism damage reported with repairs actioned.</p> <p>Parks Maintenance Contractors inspect the site on a regular basis reporting defects and undertaking any minor repairs needed to facilitate safety and/or return the equipment or area to use or cordoning off area if necessary, as a temporary measure to ensure user safety</p>	<p>There is a hard standing of paving stones to the west of the main entrance gates that serves no purpose.</p> <p>One aqua green bench paint peeling</p>	<p>Remove paving stones and reseed with grass.</p> <p>Maintain wood and clean seating shelter</p> <p>Paint/restore aqua bench</p>	<p>Ongoing Enable Parks Team, Continental</p> <p>£x</p>

		<p>and to discourage vandalism.</p> <p>Path networks are laid to brick and are in good condition</p> <p>There is seating for 28 in Christchurch Gardens, which are currently in good condition</p>			
Environmental Management	Managing Environmental Impact	<p>A suite of plans, policies and strategies guide our approach to managing our impact on the environment, including the Wandsworth Environment and Sustainability Strategy Enable's sustainable planting plan, Wandsworth Biodiversity Strategy and Wandsworth Tree Strategy More information can be found Together on nature - Wandsworth Borough Council</p> <p>Additionally, all appointed contractors have agreements in place to ensure that their processes are in accordance with these documents. We constantly review our delivery to ensure it meets these expectations.</p> <p>An organisation wide action plan has also been developed to ensure Enable's operations are in line with Paris Climate Commitments to Net Zero. Using One Planet Living principles developed by WWF and Bioregional, we have set targets, actions and indicators to reduce waste and energy use, improve water</p>			<p>Ongoing Enable Parks Team, Continental</p> <p>£x</p>

		and resource efficiency, and work with local communities to reduce the impacts of travel to our sites.	
	Waste Minimisation	All green waste generated on site is taken to Battersea Park Depot where Continental, process the green waste into mulch which is re-used on beds within parks and open spaces across the Borough.	Ongoing Enable Parks Team, Continental £x
	Chemical Usage	Unless otherwise specified all weed removal will be performed by manual rather than chemical treatments, e.g., fungicides, herbicides and pesticides must be used strictly in accordance with the manufacturers and Authorised Officer's instructions, and only on specified areas As part of their commitment to safeguarding the environment, the Parks Team is seeking to reduce the number of chemical treatments used in horticultural operations and contractors will be expected to be sensitive to this aim. In general, no chemical treatments will be allowed in ecological areas.	Ongoing Enable Parks Team, Continental £x
	Peat Use	Horticultural waste is composted for use as a replacement for peat-based or commercial products when mulching.	Ongoing Enable Parks Team, Continental £x
	Climate Change Adaption Strategies	Implementing planting schemes that support the objectives of the 2021 Wandsworth Biodiversity Strategy allow greenspaces to support an increased mix of habitats and species for the	Ongoing Enable Parks Team, Continental

		longer term and help contribute to the significant environmental challenges we currently face.			£x
Biodiversity, Landscape and Heritage	Management of Natural Features, Wild Fauna and Flora	All new or replacement planting is designed to provide attractive and appropriate visual character, support biodiversity and be resilient to climate change in line with best practice and in accordance with Wandsworth Environment and Sustainability Strategy Enable's sustainable planting plan, Wandsworth Biodiversity Strategy . and Wandsworth Tree Strategy More information can be found Together on nature - Wandsworth Borough Council .			Ongoing Enable Parks Team, Continental £x
	Conservation of Landscape Features				Ongoing Enable Parks Team, Continental £x
	Conservation of Buildings and Structures		The Seating Shelter has recently undergone some brick restoration with a query over the materials used.	Consult with WBC Conservation Officer	Ongoing Enable Parks Team, Continental £x
Community Involvement	Community Involvement in Management and Development	We collaborate with the community in a wide range of ways to ensure we are responsive to local needs. This includes regular work in partnership with identified stakeholder groups; providing opportunities for volunteering; training and supporting local			Ongoing Enable Parks Team £x

		<p>wildlife recorders; engagement activities to encourage stewardship, and environmental education programmes</p> <p>The Battersea Society's Open Spaces Committee and Friends of Christchurch Gardens are both actively engaged and involved in decisions relating to the maintenance of Christchurch Gardens.</p> <p>Identify stakeholder groups eg. Friends of Christchurch Gardens provide opportunities for volunteering; training and supporting local wildlife recorders; engagement activities to encourage stewardship, and environmental education programmes.</p>	
	Appropriate Provision for Community	Where landscape features allow and where communities are keen we facilitate community planting / habitat creation / maintenance sessions to allow for volunteers to participate in hands on management.	Ongoing Enable Parks Team, Continental £x
Marketing and Communication	Marketing and Promotion	<p>Events, news, or activities in our greenspaces are publicised on social media platforms</p> <p>We also work with Wandsworth Council to publish information in the quarterly Borough wide newsletter Quarterly Brightside and weekly Borough E-Bulletin, Weekly Brightside as well as ensuring that all relevant information is also advertised on their social platforms</p>	Ongoing Enable Parks Team, Continental £x
	Appropriate Information Channels	We use (Twitter, Instagram, Facebook) using the handle "enableparks"	Ongoing Enable Parks Team, Continental

		This allows us to engage with the public, and community groups online and to share information that will engage a broader range of green space users.			£x
	Appropriate Educational and Interpretation Information				Ongoing Enable Parks Team, Continental £x
Implementation of Management Plan		<p>4 x full team review sessions are delivered each year and a comprehensive impact report is completed at the end of each session.</p> <p>A community suggestion file is also kept on record and will be fed into the plan when appropriate.</p> <p>Impact reports will be made available each year on our website with the first report due to be published December 2023</p>			Ongoing Enable Parks Team, Continental £x

Management Plan Details

Site Name:	Christchurch Gardens
Plan author and approver:	Alice Henry and Valerie Selby
Previous Plans:	Christchurch Gardens Management and Management Plan 2008-2013 (Wandsworth Borough Council)
Plan Dates:	Duration of plan – Autumn 2022 – Autumn 2032

Consultation:	Where Wandsworth Borough Council capital has been invested, WBC processes will be followed. Where other capital is invested WBC processes will also be followed however it is likely amendments may be a requirement to meet individual funder needs.
Aims of the plan:	To guide and inform on reaching criteria on Green Flag and London in Bloom awards, To encourage clear communication with stakeholders, To guide maintenance priorities, To guide funding investment and site improvements
Plan review and Monitoring:	Greenspace management is a continuous process that takes account of issues that arise. This Management and Maintenance Plan is a “live document” which will be updated dynamically throughout the year. As the plan is actively implemented, updates will be systematically reported by the Enable’s Parks Team. By constantly reviewing and monitoring, the Parks Team will ensure green spaces remain relevant to users’ needs and are cared for and respected by all. An Annual Actions Summary will be produced each year of the plan outlining key achievements in each year of the Plan.

Site Details

Titles, Deeds, Legislations and Destinations:	<p>This site is owned By Wandsworth Borough Council</p> <p>It is in the Falconbrook Ward.</p> <p>Elected members for this area until May 2026 are: Councillor Simon Hogg and Councillor Kate Stock.</p> <p>Christchurch Gardens is bounded to the north by Battersea Park Road; to the east by the gardens of Christ’s Church / St Stephens Church; to the south by Cabul Road and to the west by a commercial one-storey building. The grid reference of the bottom southwest corner of the site is TQ27177618 and the area of the site totals 1160 square metres (0.11 ha / 0.26 acres).</p>
---	--

	<p>Designations: Park & Open Space</p> <p>The council has adopted planning policies which aim to protect and enhance public and private open space and green infrastructure in the borough. These policies are the basis for promoting and controlling development in the borough. The adopted Local Development Plan comprises the Core Strategy (2016), the Development Management Policies Document (2016), the Site-Specific Allocations Document (2016), the Employment and Industry Document (2018), the Policies Map (2016) and the Policies Map Changes Document: Employment and Industry Review (2017).</p> <p>Christchurch Gardens has no official current designation as a place of importance for wildlife however the Borough of Wandsworth is popular with several protected and priority species and all its greenspaces including Christchurch Gardens offer the opportunity for increasing special habitats either for species to commute through or make their home.</p> <p>An Arts and Crafts War Memorial shelter is protected and listed on the National Heritage List for England maintained by Historic England. First listed as Grade II March 2015 List Entry 1425540</p>
<p>Site Description:</p>	<p>Christchurch Gardens is a small triangular shaped garden. Six mature trees and several younger trees provide dappled shade, and a listed Arts and Crafts War Memorial Shelter provides seating with a pleasant view of the ornamental flower beds in the centre of the Gardens. Plants climb up and over 8 wooden arbours attached to the shelter and in Spring the areas of mown grass around the Gardens are punctuated with swathes of with spring flowering bulbs. The site can be accessed from Cabul Road via two pedestrian only entrances.</p> <p>An original, decorative, iron-railling fence forms the boundary on three sides with additional privet hedging to the east. The gardens are also bordered by a wooden fence against the building to the west.</p> <p>Within the Gardens there is a path laid out with brick that leads through the space to the seating shelter. This original feature is a large, semi-circular, brick-built shelter, with built in wooden seating. It is designed in Arts and Craft style and is listed as grade II</p>

In partnership with

building. A memorial plaque on the shelter commemorates those Battersea residents who died in the Second World War. 8 brick columns support wooden arbours either side of the main building that have clematis growing

Christchurch Gardens were originally laid out as an 'outdoors drawing room' in 1885 by the Battersea Vestry. The Battersea area had changed greatly in the nineteenth century, starting as a small Surrey Thames-side village of market gardens, with a fairly rural aspect, and ending the century as a densely populated, industrial railway town with wharves and lightermen along the river front. Christchurch Gardens are adjacent to Christ and St Stephen Church and churchyard, built in 1849 to cater for the expanding needs of the growing Battersea village. These Gardens, to this day, provide a welcome calming space in the heart of busy bustling Battersea.

Outside the Gardens on Cabul Road is a Metropolitan Drinking Trough that was installed to quench the thirst of horses and cattle. This historical feature is no longer in use as a drinking trough however is now used as a planter.

Other public parks created during the same era in Wandsworth are Battersea Park (1858) and Vicarage Gardens, opened in 1895 as Battersea Wharf.

How to find Christchurch Gardens

By bus – The closest bus stop is opposite the Gardens entrance on Battersea Park Road, it takes less than 1 minute to walk from the bus stop to Christchurch Gardens.

By tube and train – the closest tube station is Clapham Junction Station, it takes 9 minutes to walk from the station to Christchurch Gardens.

By bicycle – the closest TFL bike docking station is on Simpson Street, it takes 2 minutes to walk to Christchurch Gardens.

By car -Christchurch Gardens has no dedicated car parking on site, although there is limited pay and display parking available nearby.

	Opening Times – Christchurch Gardens are not locked
Current main uses and users:	The Gardens are also regularly frequented by people using the picnic benches for lunch breaks and also with dog owners. The Gardens are also visited by people wishing to remember the Battersea residents who died in the Second World War.
Grassy Area:	The grassy area is used for picnics and lunchbreaks. A summer garden party was organised in partnership with Enable and Friends of Christchurch Gardens on this area. The mown grass is punctuated with swathes of snowdrops and daffodils in late winter and early spring. This area is also popular with dog walkers throughout the year.

Site Photos and Maps



Arts and Crafts Seating Shelter



Christ and St Stephen Church



Drinking Trough



Paving Slabs




Main Entrance Cabul Road



Decorative Beds

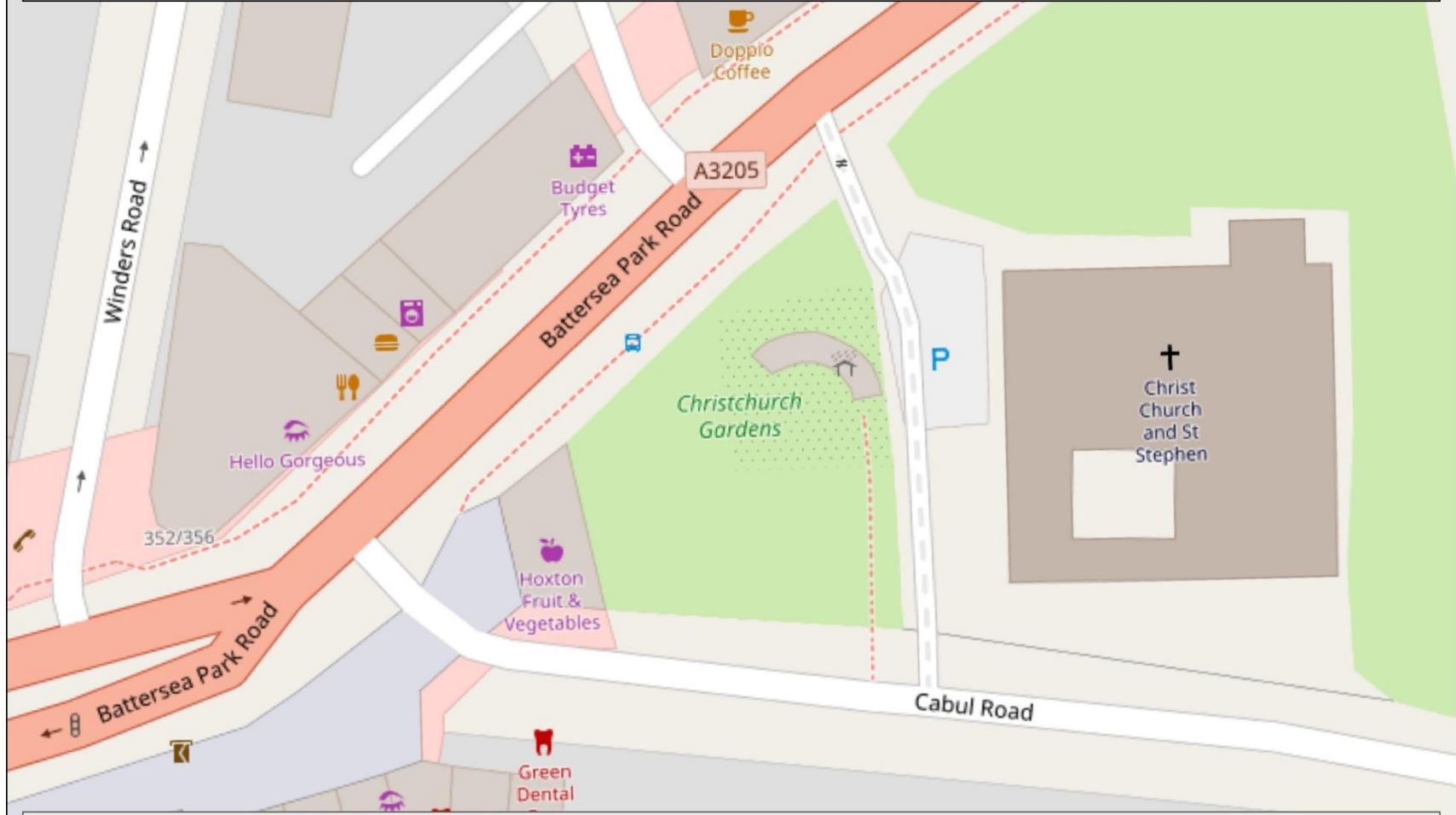


Battersea Park Road



Perimeter Shrubbery

Christchurch Gardens



© OpenStreetMap contributors
Created by Parks Operation Team

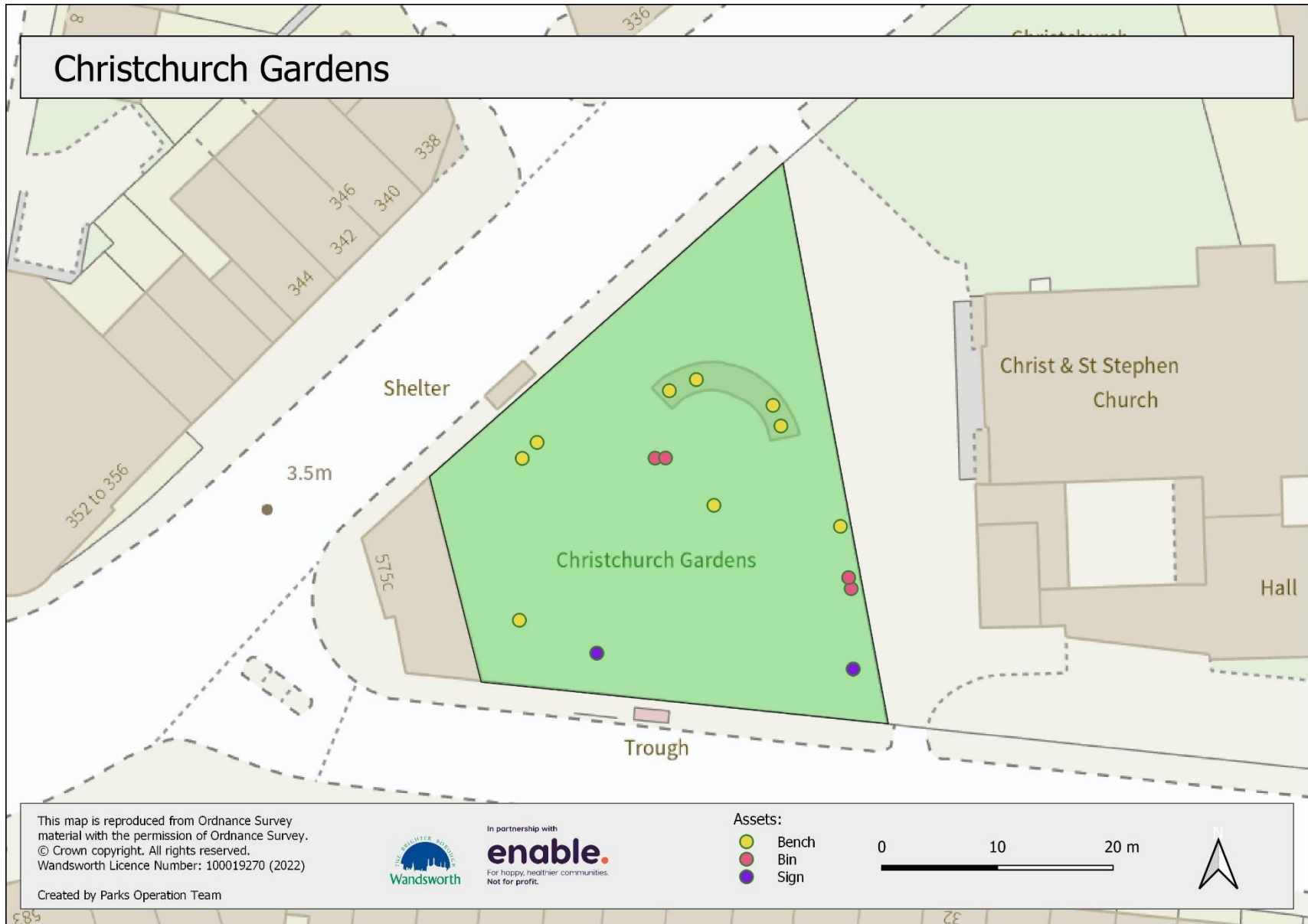


In partnership with
enable.
For happy, healthier communities.
Not for profit.



enable.
For happy, healthier communities.
Not for profit.

Christchurch Gardens



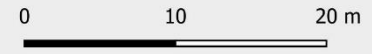
This map is reproduced from Ordnance Survey material with the permission of Ordnance Survey. © Crown copyright. All rights reserved. Wandsworth Licence Number: 100019270 (2022)

Created by Parks Operation Team



In partnership with **enable.**
For happy, healthier communities.
Not for profit.

- Assets:
- Bench
 - Bin
 - Sign



enable.
For happy, healthier communities.
Not for profit.

Responsibilities

Who is involved with looking after this place?

The Enable Parks team is a passionate group of people, who work together to maintain and improve Wandsworth Council's parks, commons, playgrounds, allotments and other greenspaces. Broadly split into three specialist teams: the trees team, the operations team and the parks development team, we work to deliver sustainable planting and urban greening, following both the borough's Biodiversity Strategy and Tree Policy. We are keen to recognise, value, manage and enhance the biodiversity and plant heritage of our landscapes - through these measures, we are contributing to a healthy planet and the wellbeing of our communities.

Enable: look after all Wandsworth's public green spaces including Christchurch Gardens by ensuring the horticultural fabric, heritage, biodiversity and infrastructure of each site are maintained and improved.

The Parks Operations Team look after over 32 public green spaces in Wandsworth. Each greenspace, including Christchurch Gardens, is managed according to the action plan within this document and in addition is checked regularly by Enable's Park Officers who report and act upon anything urgent in a timely manner. Please help them by reporting any concerns or suggestions regarding the upkeep of these places including Christchurch Gardens by emailing parks@enablelc.org or by calling The Enable Parks Office 0203 959 0060

The Parks Team process all enquires relating to Wandsworth's greenspaces monitoring the grounds maintenance, sports pitches and arboriculture contracts, providing advice to Wandsworth Council on its responsibilities, with respect to legislation relating to biodiversity, and on best practice in ecological maintenance.

The Parks team work also collaboratively with Enable's other areas including Health and Wellbeing, Sports and Leisure, Bereavement, Events, Filming, Putney School of Art and Public Halls.

Enable: look after all Wandsworth's public green spaces including Christchurch Gardens by ensuring they remain safe and welcoming places for everyone to visit.

Enable's Parks Operation Teams and Grounds Maintenance teams make regular visits to this place checking acting on any site infrastructure issues and anti – social behaviour. The Parks Team respond to enquiries to do with any aspect regarding over 50 public greenspaces in Wandsworth and can be reached by emailing parks@enablelc.org or calling the Enable Parks Office on 0203 959 0060. The Parks office is open 9am –5pm weekdays.

The Parks Enable Parks Team have partnered with:

[Continental Landscapes](#) who are contracted and instructed by Enable to undertake horticultural maintenance, a sports pitch booking service, maintenance of buildings furniture, fixtures and fittings, indoor building cleaning duties, litter picking, outside sweeping and clearance duties, ecological maintenance tasks, grounds maintenance and provision of sports facilities, hard surfaces, weed control, care of paths and surfaces, event preparation and staging. They oversee installation of temporary fencing where it may be required for health and safety reasons or when required to protect/recover certain areas from excessive footfall. They also install new planting and restoration schemes managed by the Parks Team.

Please only contact Continental Landscapes for information enquiries regarding sports pitch and sports facilities. 0208 767 830 Wandsworthsports@continental-landscapes.co.uk

All general parks and greenspaces enquiries and feedback is best directed to the Enable Parks.

Enable: looks after all and are responsible for the care and wellbeing of all trees in Wandsworth's public greenspaces including Christchurch Gardens.

The Enable Tree team look after more than 60,000 trees in its parks, commons and public green spaces. Each Greenspace, including Christchurch Gardens, has a dedicated and experienced arboriculture officer who looks after the trees here and makes inspections on a three-year cycle which ensures that all trees are inspected regularly. The officer can assess a tree and identify whether works are of an urgent or non-urgent type. General tree health is considered as well as the condition and colour of the leaves, branches, upper crown and the trunk. Once all this information has been gathered a schedule of work is produced and any remedial works are actioned. Enable's Tree Team also runs an out-of-hour service for dealing with all dangerous or hazardous trees in addition to monitoring and managing any outbreaks of tree pests and diseases. Please help them by reporting problems, such as vandalism or damage to trees in Christchurch Gardens by emailing trees@enablelc.org or by calling the Enable Tree Team on 0203 959 0070.

The Enable Tree Team have partnered with:

[KPS](#) who carry out all tree maintenance works in Christchurch Gardens as instructed by Enable's Tree Team.

Enable: look after Wandsworth's public greenspaces by supporting and working closely with local stakeholders, volunteers and 'Friends of' groups who share the same aims of providing and making improvements to high quality, well managed and inclusive greenspaces including Christchurch Gardens.

The Enable Parks Team have partnered with:

[The Friends of Christchurch Gardens](#) The Friends of Christchurch Gardens are a relatively young Friends group, established in 2019. While many of the original group members have since moved on from the group, there still remains interest from select individuals. The group is currently establishing a constitution, aims and objectives, and roles and

responsibilities for their committee. Their main interests include gardening and horticultural activities, improving the site for the local and wider community.

Enable's Parks Team have partnered with:

The Parks Police whose team routinely patrol these green spaces, enforcing byelaws and overseeing dog control, public spaces protection orders and policing events. The Parks Police provide a service 365 days a year and officers are trained in legal and enforcement processes, conflict resolution, personal safety training and first aid. In total The Parks Police look after over 50 public green spaces in Wandsworth. Please help them by reporting any anti- social behaviour including dog related incidents in Christchurch Gardens by emailing parkspolice@richmondandwandsworth.gov.uk or by calling 020 8871 7532, their mobile patrol unit can also be reached by calling 07500 959442.

Call 999 if:

A serious offence is in progress or has just been committed

Someone is in immediate danger or harm

Property is in danger of being damaged

A serious disruption to the public is likely

Other Partnerships All work that does not fall under these contracts or within the remit of the Friends of Christchurch Gardens group is managed by Enable in partnership with Wandsworth Council and carried out under additional works programmes, by order, with the main contractor outside contractors depending on the scope of the work entailed



KOMPAN[®]
Let's play



In partnership with
enable.
For happy, healthier communities.
Not for profit.